



2023

TRIMCO

PRODUCT CATALOG







MISSION STATEMENT

TO BE THE FIRST CHOICE SUPPLIER
FOR OUR CUSTOMER'S MILLWORK
AND FINISH PRODUCTS NEEDS.

OUR SKILLED EMPLOYEES,
EACH WITH A DESIRE TO EXCEL,
WILL PROVIDE QUALITY PRODUCTS
AT COMPETITIVE PRICES
AND DELIVER SUPERIOR SERVICE
TO BUILD LASTING RELATIONSHIPS
WITH CUSTOMERS AND VENDORS.



















































TRIMCO MILLWORK
1029 PIONEER RD
SALT LAKE CITY, UT 84104
801-467-0077
www.trimcomillwork.com

INDEX BY PRODUCT CATEGORY

















































INDEX BY PRODUCT NUMBER 2-3

COVES	4
QUARTER ROUNDS	4
BASE SHOES	4
CROWNS	5
PANEL MOULDS	6
BRICK MOULD	6
SCREEN/S4S STOCK	6
HAND RAIL	7
ROUNDS	7
CORNER GUARDS	7
WAINSCOT/PLY CAP	7
WINDOW STOOL	7
T-ASTRIGALS	8
LATTICE	8
CHAIR RAIL	8
CHAMFER STRIP	9
STOP	9
SHELF EDGE/SCREEN MOULD	9
BEDS	9
CASING	10-12
BASE MOULDINGS	13-15
HEADERS	16-17
BOARDS	17
JAMBS	18
CORNER BLOCKS	19
PLINTH BLOCKS	19
RADIUS CORNERS	19
PYRAMID CORNER BLOCKS	19
FLEXIBLE MOULDING	19
LYNDEN DOORS	20-21
NOTES	22
GENERAL REQUIREMENTS	23
GREEN'S THE THING	24

INDEX BY PRODUCT NUMBER

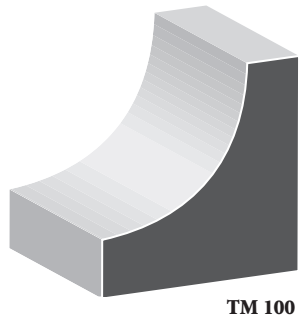
<p>TM 46 Page 5</p> 	<p>TM 47 Page 5</p> 	<p>TM 48 Page 5</p> 	<p>TM 51 Page 5</p> 	<p>TM 54 Page 5</p> 	<p>TM 74 Page 9</p> 
<p>TM 93 Page 4</p> 	<p>TM 95 Page 4</p> 	<p>TM 100 Page 4</p> 	<p>TM 106 Page 4</p> 	<p>TM 108 Page 4</p> 	<p>TM 129 Page 4</p> 
<p>TM 142 Page 9</p> 	<p>TM 145 FJ TM 145 Page 13</p> 	<p>TM 160-3 Page 10</p> 	<p>TM 161-5 Page 13</p> 	<p>TM 175 Page 6</p> 	<p>TM 180 Page 6</p> 
<p>TM 183 Page 6</p> 	<p>TM 184 Page 6</p> 	<p>TM 186 Page 6</p> 	<p>TM 187 Page 6</p> 	<p>TM 205 Page 6</p> 	<p>TM 206 Page 6</p> 
<p>TM 231 Page 7</p> 	<p>TM 233 Page 7</p> 	<p>TM 239 Page 6</p> 	<p>TM 381 Page 10</p> 	<p>TM 245 Page 10</p> 	<p>TM 246A TM 246 TM 248 TM 254 Page 6</p> 
<p>TM 265 TM 267 TM 268 Page 8</p> 	<p>TM 301 Page 10, 12</p> 	<p>TM 292 Page 6</p> 	<p>TM 304 Page 8</p> 	<p>TM 311 Page 10</p> 	<p>TM 312 Page 10</p> 
<p>TM 318 Page 10</p> 	<p>TM 323 Page 11</p> 	<p>TM 324 Page</p> 	<p>TM 327 Page 11</p> 	<p>TM 346 Page 11</p> 	<p>TM 356 Page 11</p> 
<p>TM 357 Page 11</p> 	<p>TM 380 Page 12</p> 	<p>TM 381 Page 12</p> 	<p>TM 245 Page 10</p> 	<p>TM 388 Page 12</p> 	<p>TM 390 Page 8</p> 

INDEX BY PRODUCT NUMBER


<p>TM 391 Page 8</p> 	<p>TM 400 Page 8, 12</p> 	<p>TM 403 Page 13</p> 	<p>TM 411 Page 13</p> 	<p>TM 412 Page 13</p> 	<p>TM 413 Page 12</p> 
<p>TM 414 Page 14</p> 	<p>TM 423 Page 12</p> 	<p>TM 444 Page 14</p> 	<p>TM 450 Page 6</p> 	<p>TM 451 Page 6</p> 	<p>TM 473 Page 12</p> 
<p>TM 511 Page 13</p> 	<p>TM 512A Page 14</p> 	<p>TM 514 Page 14</p> 	<p>TM544 Page 17</p> 	<p>TM 546 Page 17</p> 	<p>TM 618, TM 620 TM 623, TM 636 TM 636 COL Page 14</p> 
<p>TM 665 Page 15</p> 	<p>TM 680 Page 15</p> 	<p>TM 677 Page 15</p> 	<p>TM 713 Page 15</p> 	<p>TM 723 Page 15</p> 	<p>TM 726 Page 15</p> 
<p>TM 730 Page 15</p> 	<p>TM 733 Page 15</p> 	<p>TM 735 Page 15</p> 	<p>TM 739 Page 15</p> 	<p>TM 817 Page 9</p> 	<p>TM 877 Page 9</p> 
<p>TM 887 Page 9</p> 	<p>TM 886 Page 9</p> 	<p>TM 916 Page 9</p> 	<p>TM 937 Page 9</p> 	<p>TM 972 Page 12</p> 	<p>TM 995 Page 9</p> 
<p>TM 1300 — 1-3/4" Page 8</p> 	<p>TM 1305 — 1-3/8" Page 8</p> 	<p>TM 5250 Page 8</p> 	<p>RB3 Page 16</p> 	<p>RB4 Page 16</p> 	<p>WINDOW STOOL Page 7</p> 
<p>INTERIOR JAMBS EXTERIOR JAMBS Page 18</p> 	<p>CORNER BLOCKS Page 19</p> 	<p>PLINTH BLOCKS Page 19</p> 	<p>RADIUS CORNERS Page 19</p> 	<p>PYRAMID CORNER BLOCKS Page 19</p> 	<p>DOORS Page 20-21</p> 

COVES

NUMBER	DIMENSIONS	FINISH
TM 100	1 1/16" x 1 1/16"	FJ
TM 93	3/4" x 3/4"	SOLID PINE
TM 95	1 1/16" x 7/8"	FJ



TM 100




TM 93




TM 95

QUARTER ROUNDS

NUMBER	DIMENSIONS	FINISH
TM 106	1 1/16" x 1 1/16"	FJ
TM 108	1/2" x 1/2"	SOLID PINE / FJ




TM 106



TM 108

BASE SHOES

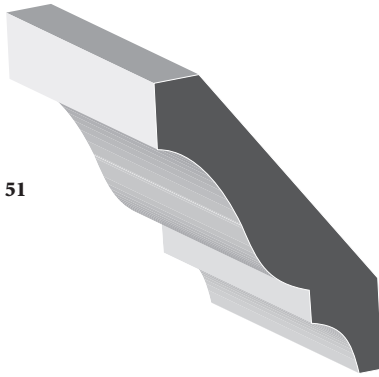
NUMBER	DIMENSIONS	FINISH
TM 129	7/16" x 1 1/16"	FJ



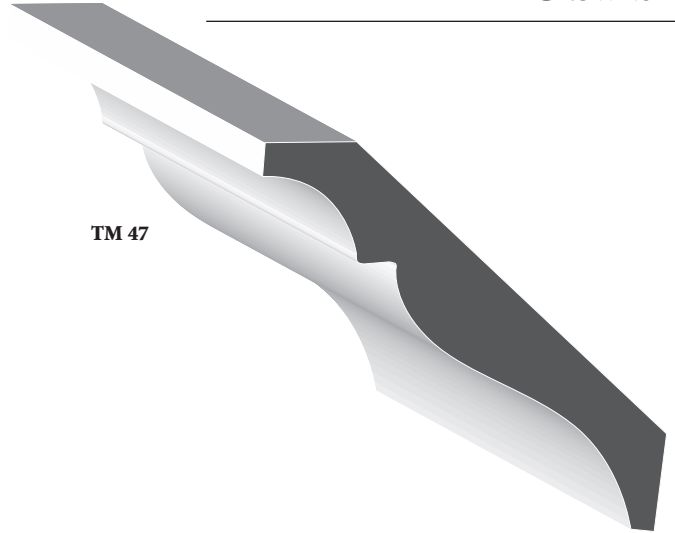
TM 129

CROWNS

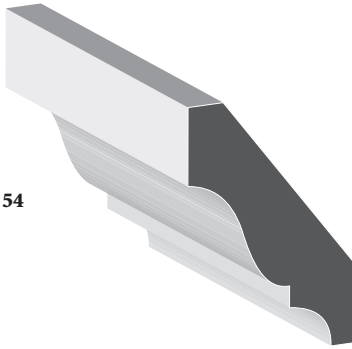
TM 51



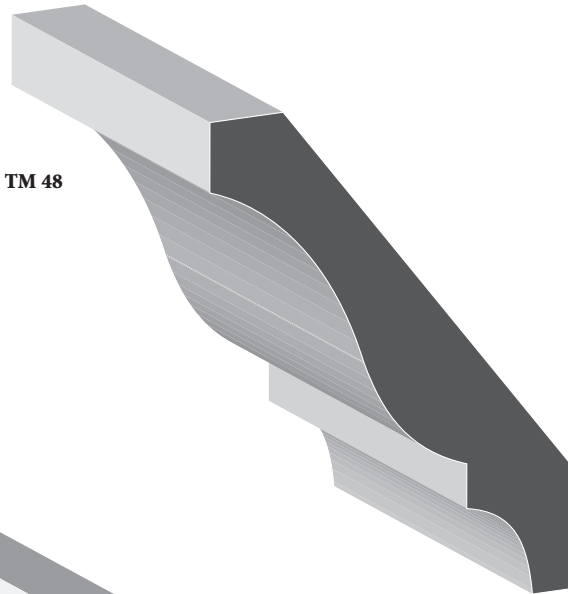
TM 47




TM 54



TM 48



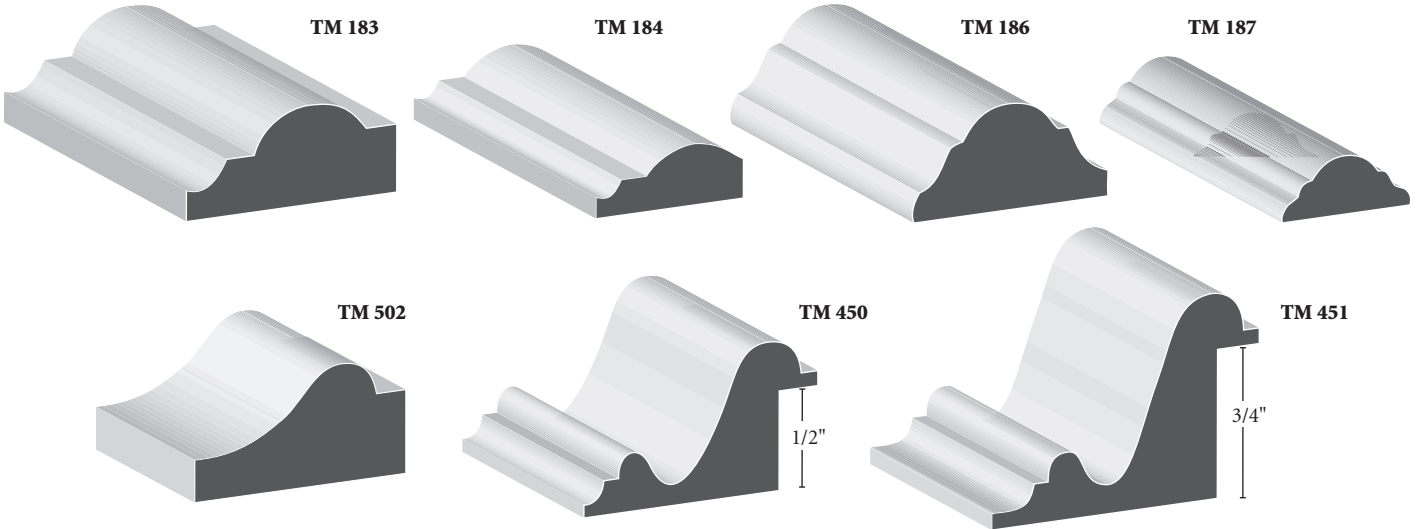
TM 46



NUMBER	DIMENSIONS	FINISH
TM 46	9/16" x 5-1/4"	FJ
TM 48	9/16" x 4-1/4"	FJ
*TM 48	9/16" x 4-1/4"	OAK
TM 48	5/8" x 4-1/4"	KNOTTY ALDER
TM 51	9/16" x 3-1/4"	FJ
TM 51	9/16" x 3-1/4"	KNOTTY ALDER
TM 51	14MM x 3-1/4"	MDF
TM 54	9/16" x 2-1/4"	FJ

PANEL MOULDS

NUMBER	DIMENSIONS	FINISH	NUMBER	DIMENSIONS	FINISH
TM 183	9/16" x 1-1/2"	FJ	TM 450	13/16" x 1-3/8"	FJ
TM 184	5/16" x 7/8"	FJ	TM 451	1-1/16" x 1-1/2"	FJ
TM 186	17/32" x 1-3/32"	FJ			
TM 187	11/32" x 3/4"	FJ			

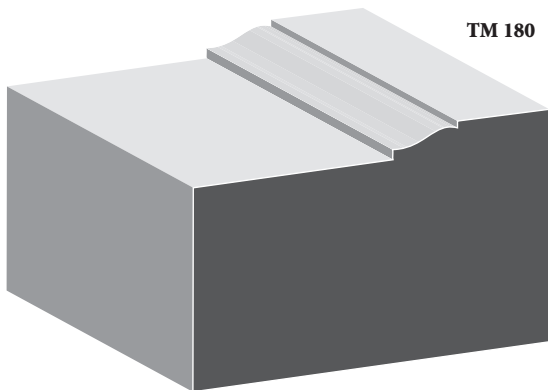


BRICK MOULD

NUMBER	DIMENSIONS	FINISH
TM 180	1-1/4" x 2"	SOLID PINE / PRIMED FJ / FJ
TM 180	1-1/4" x 2"	KNOTTY ALDER / OAK

SCREEN/S4S STOCK

NUMBER	DIMENSIONS	FINISH
TM 246 A	1/2" x 3"	FJ
TM 248	11/16" x 1-3/4"	SOLID PINE / FJ
TM 254	1/2" x 3/4"	SOLID PINE / FJ




**TM 246 A
TM 248
TM 254**

HAND RAIL


NUMBER	DIMENSIONS	FINISH
TM 231	1-1/2" x 1-11/16"	FJ — 1 JOINT

ROUNDS


NUMBER	DIMENSIONS	FINISH
TM 233	1-5/16"	FJ



TM 231



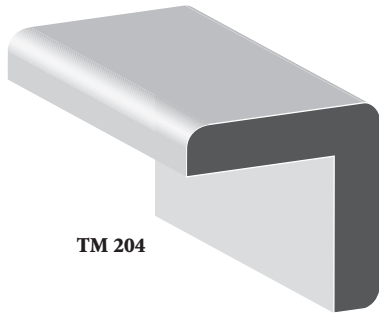
TM 240




TM 233

NUMBER	DIMENSIONS	FINISH
TM 205	1-1/8" x 1-1/8"	FJ
*TM 205	1-1/16" x 1-1/16" x 8'	OAK
TM 206	11/16" x 11/16"	SOLID PINE / FJ
*TM 206	3/4" x 3/4" x 8'	OAK


CORNER GUARDS




TM 204



TM 205



TM 206



TM 292

WAINSCOT/PLY CAP

NUMBER	DIMENSIONS	FINISH
TM 292	9/16" x 1-1/8"	SOLID PINE / FJ
*TM 292	3/4" x 1-1/8" x 8'	OAK

WINDOW STOOL



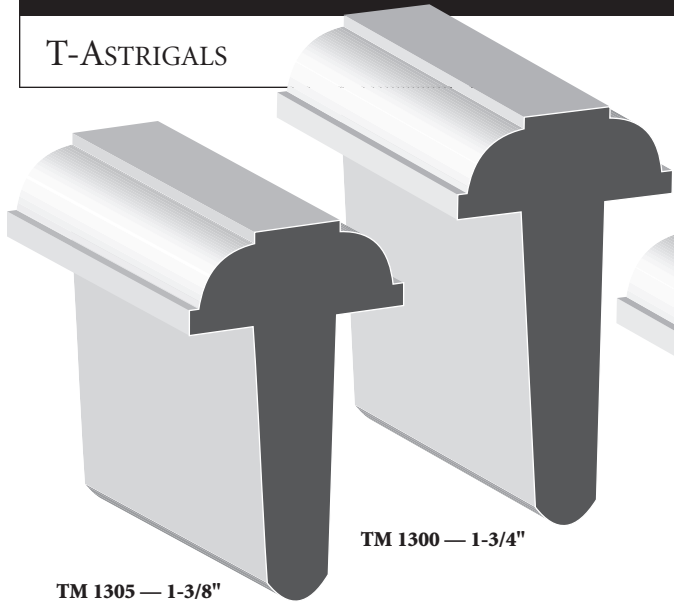
WINDOW STOOL

NUMBER	DIMENSIONS	FINISH
WINDOW STOOL	5/8" x 4-3/4"	RAW MDF
WINDOW STOOL	5/8" x 7-1/4"	RAW MDF

T-ASTRIGALS

LATTICE

NUMBER	DIMENSIONS	FINISH
TM 265	9/32" x 1-3/4"	FJ
TM 267	9/32" x 1-3/8"	FJ
TM 268	9/32" x 1-1/8"	SOLID PINE / FJ




TM 1305 — 1-3/8"

TM 1300 — 1-3/4"



TM 5250


TM 265
TM 267
TM 268




NUMBER	DIMENSIONS	FINISH	NUMBER	DIMENSIONS	FINISH
TM 1300 — 1-3/4"	1-1/4" x 2-1/4" x 7'	SOLID PINE / FJ	TM 5250	1-1/4" x 2-1/4" x 10'	KNOTTY ALDER
TM 1305 — 1-3/8"	1-1/4" x 2" x 7'	SOLID PINE / FJ	TM 5250	1-1/4" x 2-5/8" x 8'	KNOTTY ALDER
TM 1305 — 1-3/8"	1-1/4" x 2" x 8'	SOLID PINE / FJ	TM 1301	1-1/4" x 3-3/16"	KNOTTY ALDER

CHAIR RAIL


NUMBER	DIMENSIONS	FINISH
TM 304	5/8" x 3"	FJ
TM 390	11/16" x 2-1/2"	SOLID PINE / FJ
TM 390	5/8" x 2-5/8"	MDF
TM 391	9/16" x 1-3/4"	FJ
TM 400	5/8" x 2-3/8"	KNOTTY ALDER




TM 390



TM 304




TM 400



TM 391

CHAMFER STRIP


TM 995




NUMBER	DIMENSIONS	FINISH
TM 995	3/4" x 3/4"	SOLID FIR ONLY

NUMBER	DIMENSIONS	FINISH	NUMBER	DIMENSIONS	FINISH
TM 817	7/16" x 1-1/4"	FJ	TM 877	7/16" x 1-1/4"	SOLID PINE / FJ
TM 937	7/16" x 1-1/4"	FJ	TM 877	3/8" x 1-1/4" x 8'	OAK VENEER
TM 937	7/16" x 1-1/4"	KNOTTY ALDER	TM 877	7/16 x 1-1/4"	KNOTTY ALDER


STOPS




TM 817



TM 887




TM 877



TM 937

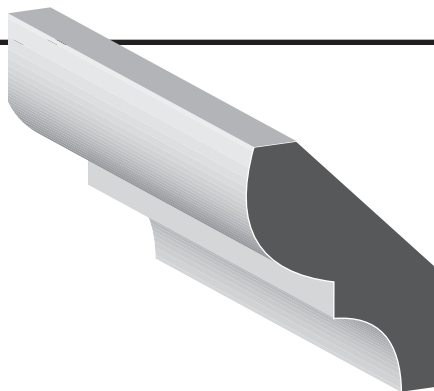
SHELF EDGE/SCREEN MOULD



TM 142

NUMBER	DIMENSIONS	FINISH
TM 142	1/4" x 3/4"	FJ
TM 142	1/4" x 3/4" x 8'	OAK

BEDS



TM 74


NUMBER	DIMENSIONS	FINISH
TM 74	9/16" x 1-3/4"	FJ

CASING


NUMBER	DIMENSIONS	FINISH
TM 160-3	9/16" x 3-1/4"	KNOTTY ALDER
TM 037	9/16" x 3-1/4"	FJ
TM 245	11/16" x 3"	FJ
TM 245	11/16" x 3"	MDF
TM 245	11/16" x 3"	KNOTTY ALDER
TM 301	11/16" x 3-1/4"	KNOTTY ALDER
TM 311	5/8" x 2-1/4"	FJ
TM 311	11/16" x 2-1/4"	OAK
TM 311	15MM x 2-1/4"	MDF
TM 311	11/16" x 2-1/4"	KNOTTY ALDER
TM 312	5/8" x 3"	FJ
TM 312	11/16" x 3"	OAK
TM 312	15MM x 3"	MDF
TM 312	11/16" x 3"	KNOTTY ALDER
TM 318	14MM x 3-1/4"	MDF

More casing on page 11 and 12


TM 160-3



TM 037




TM 245




TM 301




TM 311



TM 312




TM 318



CASING


TM 323




NUMBER	DIMENSIONS	FINISH
TM 323	14MM X 3-1/4"	MDF
TM 324	1/2" X 2-1/4"	OAK VENEER
TM 327	11/16" X 2-1/4"	FJ
TM 346	5/8" X 2-1/4"	FJ / OAK VENEER
TM 346	14MM X 2-1/4"	MDF
TM 356	11/16" X 2-1/4"	FJ
TM 356	1/2" X 2-1/4"	OAK VENEER
TM 356	15MM X 2-1/4"	MDF
*TM 357	7/16" X 2-1/8"	MDF

More casing on page 10 and 12


TM 324




TM 327




TM 346



TM 357




TM 356




CASING

NUMBER	DIMENSIONS	FINISH
TM 380	15MM X 2-1/4"	FJ
*TM 380	11/16" X 2-1/4"	OAK
TM 380	15MM X 2-1/4"	MDF
*TM 381	11/16" X 1-3/4"	FJ
TM 388	11/16" X 3-1/4"	MDF
TM 388	11/16" X 3-1/4"	KNOTTY ALDER
TM 413	11/16" X 3-1/4"	MDF
TM 423	15MM X 3-1/4"	MDF
TM 473	9/16" X 2-1/4"	FJ / MDF
TM 972	3/8" X 2"	FJ


More casing on page 10 and 11




TM 381




TM 380



TM 388




TM 473
TM 301
TM 423
TM 413




TM 972

BASE MOULDINGS


TM 145



TM 161-5




TM 803
TM 403
TM 511




NUMBER	DIMENSIONS	FINISH
TM 145	9/16" x 5"	FJ
TM 145	14MM x 5"	MDF
TM 145	9/16" x 5"	KNOTTY ALDER
TM 161-5	1/1" x 5-1/4"	KNOTTY ALDER
TM 403	14MM x 4"	MDF
TM 411	9/16" x 3-1/4"	FJ
*TM 411	9/16" x 3-1/4"	OAK
TM 411	14MM x 3-1/4"	MDF
TM 412	9/16" x 4-1/2"	OAK
TM 412	9/16" x 4-1/2"	KNOTTY ALDER
TM 511	14MM x 5"	MDF
TM 511	9/16" x 5-1/4"	KNOTTY ALDER
TM 803	12MM x 7-1/4"	MDF

More base mouldings on next page

TM 412



TM 411




BASE MOULDINGS


NUMBER	DIMENSIONS	FINISH
TM 414	9/16" x 4-1/4"	FJ
TM 414	12MM x 4-1/4"	MDF
TM 444	11/16" x 3-1/4"	FJ
TM 444	11/16" x 3-1/4"	OAK VENEER
TM 444	15MM x 3-1/4"	MDF
TM 512A	14MM x 5-7/8"	MDF
TM 514	12MM x 5-1/4"	MDF
TM 514	9/16" x 5-1/4"	KNOTTY ALDER / FJ
TM 618	14MM x 5-1/4"	MDF
TM 620	9/16" x 4-1/4"	FJ
TM 623	9/16" x 3-1/4"	FJ
TM 623	12MM x 3-1/4"	MDF

More base mouldings on next page


TM 414




TM 444




TM 514



TM 512A




TM 618
TM 620
TM 623
TM 636




BASE MOULDINGS

TM 677




TM 680




NUMBER	DIMENSIONS	FINISH
TM 665	15MM X 5-7/8"	MDF
TM 677	14MM X 5-3/4"	MDF
TM 680	9/16" X 5-7/8"	KNOTTY ALDER
TM 713	9/16" X 3-1/4"	FJ
TM 726	9/16" X 2-1/4"	SOLID PINE / FJ
TM 730	9/16" X 3-1/4"	FJ
TM 730	9/16" X 3-1/4"	OAK
TM 730	12MM X 3-1/4"	MDF
TM 733	9/16" X 2-5/8"	FJ
TM 735	9/16" X 2-1/4"	FJ
TM 739	9/16" X 4-1/4"	FJ


TM 665




TM 713
TM 723
TM 726



TM 730
TM 739

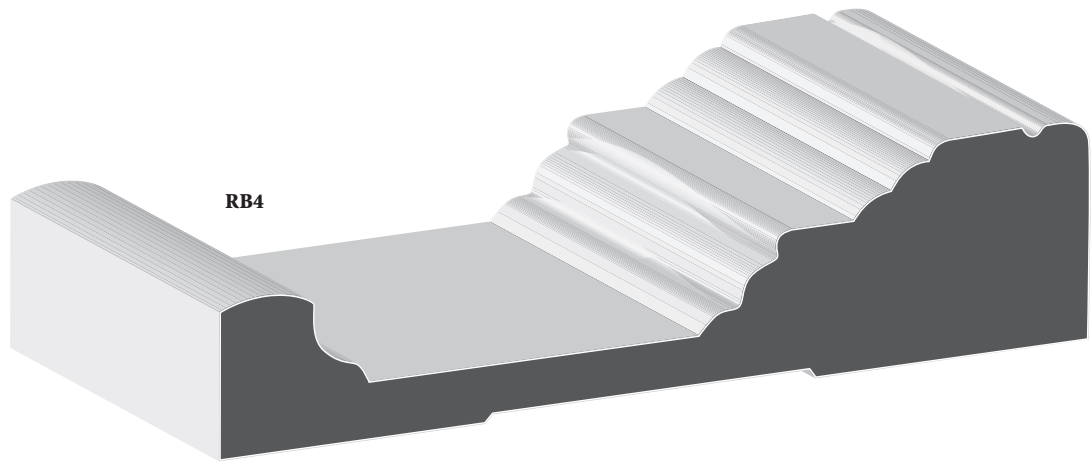



TM 733
TM 735




HEADERS

NUMBER	DIMENSIONS	FINISH
RB3	1" x 3-1/2"	MDF
RB4	1-5/16" x 5-1/4"	KNOTTY ALDER
SHIPLAP 1 x 6	5/8 x 5-1/2"	MDF
SHIPLAP 1 x 8	5/8 x 7-1/4"	MDF



HEADERS

TM 544



NUMBER	DIMENSIONS	FINISH
TM 544	1" x 3-1/2"	MDF
TM 546	1" x 5-1/2"	MDF / KNOTTY ALDER

TM 546



BOARDS

MDF (MEDIUM DENSITY FIBERBOARD)

TM 246	HOOK/CASE	17MM X 2-3/4"	PRIMED
TM 246C	HOOK STRIP	12MM X 3-1/4"	RAW
1 x 2	E2E	5/8" X 1-1/2"	PRIMED
1 x 6	E2E	5/8" X 5-1/4"	PRIMED
1 x 4	E2E	11/16" X 3-1/2"	PRIMED
1 x 6	E2E	11/16" X 5-1/2"	PRIMED
1 x 8	E2E	11/16" X 7-1/4"	PRIMED
1 x 12	E2E	11/16" X 11-1/4"	PRIMED
1 x 4	S4S	3/4" X 3-1/2"	RAW
1 x 6	S4S	3/4" X 5-1/2"	RAW
1 x 8	S4S	3/4" X 7-1/4"	RAW
1 x 12	S4S	3/4" X 11-1/4"	RAW

MDF (MEDIUM DENSITY FIBERBOARD)

1 x 4	E2E	17MM X 3-1/2"	PRIMED
1 x 6	E2E	17MM X 5-1/2"	PRIMED
1 x 8	E2E	17MM X 7-1/4"	PRIMED
1 x 12	E2E	17MM X 11-1/4"	PRIMED

KNOTTY ALDER BOARDS

1 x 4	S4S	3/4" X 3-1/2"
1 x 6	S4S	3/4" X 5-1/2"
1 x 8	S4S	3/4" X 7-1/4"
1 x 12	S4S	3/4" X 11-1/4"

OAK

1 x 4	S4S	11/16" X 3-1/2"
1 x 6	S4S	11/16" X 5-1/2"
1 x 8	S4S	11/16" X 7-1/4"
1 x 12	S4S	11/16" X 11-1/4"

FJ

1 x 4	S4S	11/16" X 3-1/2"
1 x 6	S4S	11/16" X 5-1/4"
1 x 8	S4S	11/16" X 7-1/4"
1 x 12	S4S	11/16" X 11-1/4"

JAMBS

INTERIOR JAMBS

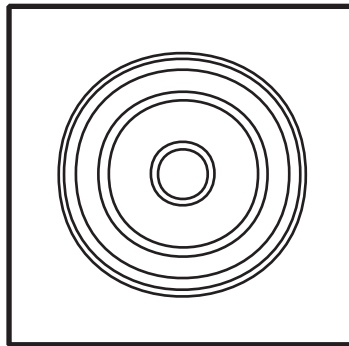
	5/8" x 4-5/8" x 6'8"	5/8" x 4-7/8" x 6'8"	4-9/16" x 82-1/4"	4-9/16" x 86-1/4"	4-9/16" x 98-1/4"	4-3/4" x 86-1/4"	4-5/8" x 82-1/4"	4-5/8" x 86-1/4"	4-5/8" x 98-1/4"	4-5/8" x 17'	4-13/16" x 82-1/4"	4-13/16" x 86-1/4"	4-7/8" x 82-1/4"	4-7/8" x 86-1/4"	4-7/8" x 98-1/4"	5-1/4" x 82-1/4"	5-1/4" x 86-1/4"	6-5/8" x 82-1/4"	6-5/8" x 98-1/4"	6-7/8" x 86-1/4"	6-7/8" x 82-1/4"	6-7/8" x 98-1/4"	7-1/4" x 82-1/4"	7-1/4" x 98-1/4"	7-1/2" x 86-1/4" TRIMMABLE	
FJ							●	●	●				●	●	●	●		●	●			●	●	●	●	
SOLID PINE							●																			
PRIMED MDF		●																								
OAK					●																					
KNOTTY ALDER							●		●						●			●	●						●	

EXTERIOR FRAMES	SCSK								BLANKS						
	4-5/8" x 84"	4-5/8" x 99"	6-5/8" x 84"	6-5/8" x 99"	7-1/4" x 100"	4-5/8" x 6' 8"	5-1/4" x 6' 8"	6-5/8" x 6' 8"	7-1/4" x 6' 8"	4-5/8" x 6' 8"	5-1/4" x 6' 8"	5-1/4" x 17'	7-1/4" x 17'	6-5/8" x 6' 8"	7-1/4" x 6' 8"
FJ			●					●				●	●		
KNOTTY ALDER		●	●	●	●										

INTERIOR FRAMES	KERFED JAMB	
	3-1/2" x 98-1/4"	3-1/2" x 98-1/4"
FJ	●	
KNOTTY ALDER		●

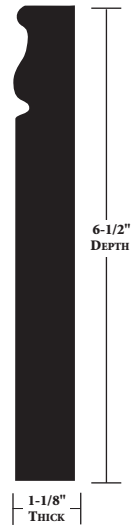
CORNER BLOCKS BULLSEYE DESIGN

PLINTH BLOCKS

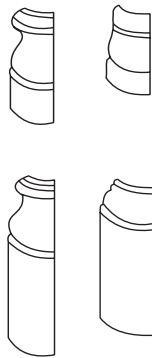


EASED EDGES

AVAILABLE IN MDF, POPLAR,
ALDER AND OAK



3/4" RADIUS CORNERS • THESE ARE JUST A FEW OF THE PROFILES WE STOCK. WE CAN MATCH ANY MOULDING PROFILE IN THE ABOVE WOODS.




BASEBOARD MOULDING

SQUARE
INTERNAL
CORNER



3/4"
RADIUS
CORNERS



SQUARE
EXTERNAL
CORNER




PATTERNS:
TM 390


- TM 145
- TM 218
- TM 313
- TM 411
- TM 412
- TM 414
- TM 444
- TM 512
- TM 618
- TM 623
- TM 680
- TM 730

SOME PATTERNS AVAILABLE IN MDF • TM 145, TM 218, TM 313, TM 411, TM 414,
TM 444, TM 512, TM 514, TM 623, TM 618, TM 677, TM 680, TM 730


PYRAMID CORNER BLOCKS



#604
SOFT OUTSIDE
UNIVERSAL
RADIUS CORNER



#606
SQUARE OUTSIDE
UNIVERSAL



#605
INSIDE
UNIVERSAL

LYNDEN DOORS



**FROM PASSAGE TO BIFOLD DESIGNS,
YOUR SELECTION IS WIDE OPEN.**

MADE FROM MOLDED HIGH-DENSITY FIBERBOARD, LYNDEN DOORS RESIST SHRINKING, SWELLING, CRACKING AND JOINT SEPARATION. ENGINEERED WOOD DESIGN OUTPERFORMS WOOD DOORS WHILE OFFERING SUPERIOR VALUE.

**SPECIFY THE DOOR THAT MAKES
THE GRADE.**


- TESTED FOR WATER RESISTANCE, ADHESION AND OVERALL DURABILITY TO ENSURE PRODUCT QUALITY.
- LYNDEN DOORS CAN BE SPECIFIED IN 1-3/8" AND 1-3/4" THICKNESSES.
- ALL 1-3/4" THICK LYNDEN DOORS CAN BE MANUFACTURED TO MEET 20-, 45-, AND 60-MINUTE FIRE RATING AS PER WARNOCK HERSEY SPECIFICATIONS.

MAKE A SOLID CHOICE

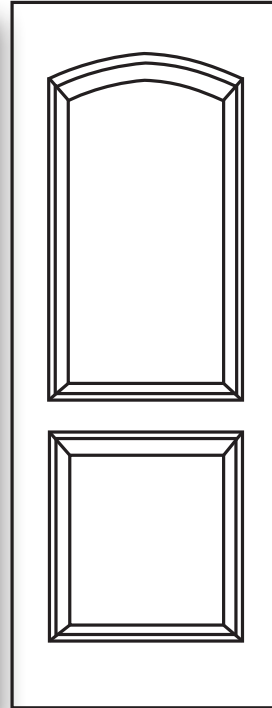
- FOR THE HEFT AND SOUND-DEADENING PROPERTIES OF SOLID WOOD, SPECIFY SOLID CORE CONSTRUCTION.
- LYNDEN DOORS ARE AVAILABLE WITH SOLID CORE CONSTRUCTION.

EASY ON THE OUTSIDE


NO OLD GROWTH TIMBER IS HARVESTED FOR THE MANUFACTURE OF LYNDEN DESIGNS. INSTEAD, BY-PRODUCTS FROM SAWMILL OPERATION ARE USED TO CONVERT WOOD CHIP WASTE INTO A DESIGN OF TRUE BEAUTY.




**CRAFTSMAN 3®
(YARROW®)**



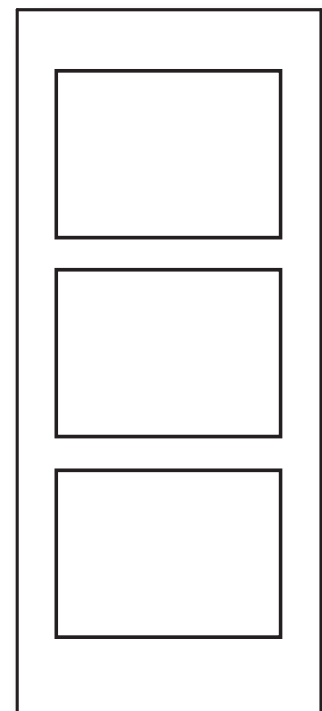
**CAIMAN®
(ROSARIO®)**



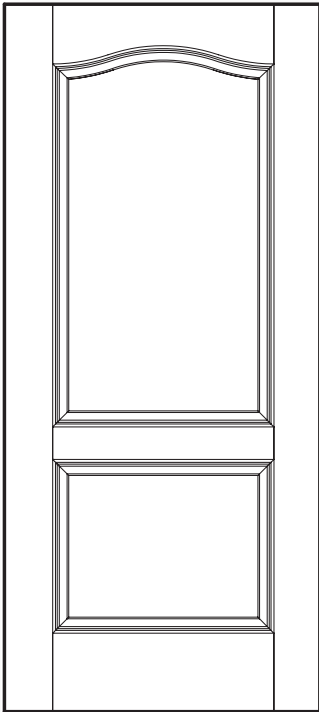
BENTON®



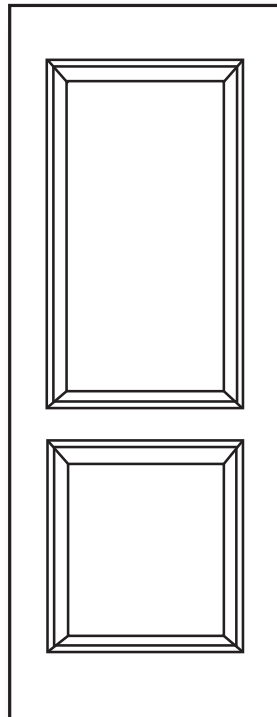
LOPEZ®




ABERDEEN®




CLASSIQUE®
(BLAKELY®)




CARRARA®
(KINGSTON®)




COLONIST®
(BONNEVILLE®)



WHITMAN®



MADISON®
(MERCER®)



CONMORE®
(WINTHROP®)

NOTES

GRADE WOOD MOULDINGS ARE AVAILABLE IN TWO GRADES:

"**N Grade**" is intended for natural or clear finishes and the exposed face must be of one single piece.

"**P Grade**" is intended for opaque paint finishes or overlays and can be finger jointed and/or edge glued.

These grades may have a few minor characteristics such as light checks, small pitch pockets, light torn grain, occasional medium stain or small amount of medium pitch. A serious combination of these is not admissible in any one piece. The number and extent of characteristics permitted varies as the area of the piece increases or diminishes.

N Grade (suitable for natural, stain, paint, or enamel finish):

On the basis of net 2" face - 12' long this grade will admit the following characteristics or their equivalent:

A) A small spot of torn grain, one foot of medium pitch, light skip in dressing on back, or **B)** One small and one very small pitch pocket, or **C)** One short, tight season check and a light snipe at one end, or **D)** Medium stain in occasional (10%) pieces for one-third the area in an otherwise perfect piece. Characteristics that will not show when piece is laid shall not be given the same consideration as characteristics elsewhere.

P-Grade (paint or overlay grade):

The same quality as N-Grade except stain is no defect. Glue joints (laminated or finger joints) must be precision machined and assembled with tight joints. Patching, filling or plugging is permitted, providing a paintable surface results.

LENGTHS

Random lengths shall be 3 to 20 feet in multiples of one foot. Not over 15% of any one item shall be under 8 feet. When computing the percentage of shorts in casing and stops, pieces 7' in length will be considered long lengths.

Specified lengths of cut-to-length window and door trim shall be graded as completely usable. Finger and/or laminated jointed mouldings may be ordered in specified lengths with not over 15% trim backs permitted in any one item.

Specified lengths: We reserve the option to charge a 25% premium on specified lengths of items normally sold on a random length basis. This policy applies mostly to Solid Pine, Oak and Hemlock mouldings.

ADHESIVES

Adhesives used in finger joints or laminations shall meet the dry used adhesive performance requirements of ASTM D-3110-82 (or latest revision) "*Standard Specification for Adhesives Used in Non-Structural Glued Lumber Products.*" In situations where a Wet-Use adhesive is required, it shall be so specified, acknowledged and invoiced.

BUNDLING

Shall be in accordance with the Standard Wood Moulding and Millwork Producers Association Schedule.

MANUFACTURING TOLERANCES

Thickness and width + or - 1/32".

DEFINITIONS

Definitions of characteristics permitted in wood moulding shall be those of the National Grading Rules for softwood lumber.

SETTLEMENT PROVISIONS

In determining compliance with purchase specifications and of effecting settlement of invoices between buyers and sellers, each item of a shipment shall be considered as of the grade invoiced if upon re-inspection 95% thereof or more is found to be of said grade or better.

GREEN'S THE THING

At Trimco Millwork, we're not just trying to conserve energy and reduce our own carbon footprint, we're taking green to the next level by offering the finest, environmentally responsible building material available. We offer a wide range of products that are made from recycled materials or are recyclable, as well as products from manufacturers that support the green initiatives of the organizations you see on this page. We are constantly searching for and adding height quality, green products to our inventory.

GO GREEN

To make it easier for our customer to find greener building materials, we have developed GO GREEN, a selection of products that are easier on the earth through their manufacture, performance or use. Our GO GREEN offerings can help you meet your green product requirements.

BUILDING GREEN WITH TRIMCO

The products listed below are a sample of the GO GREEN products we offer at Trimco Millwork.

MOULDING

Pactrim/Can Trim – MDF
Sierra Pacific – Frames
Brightwood – Hemlock and Solid Pine
Arauco – Finger Joint

DOORS

Lynden Doors – Interior Doors
Woodgrain – Doors




For more information about GO GREEN products, contact us at:



1029 S. Pioneer Road • Salt Lake City, Utah 84104
Phone: 801.467.0077 • Fax: 801.484.1833
Toll Free 1.800.467.4281 • www.trimcomillwork.com
A Division of Hoff Companies, Inc.



MASISA





 **TRIMCO**
MILLWORK

A DIVISION OF HOFF COMPANIES, INC.

1029 S. PIONEER ROAD • SALT LAKE CITY, UTAH 84104

PHONE: 801.467.0077 • FAX: 801.484.1833 • TOLL FREE 1.800.467.4281